

# ~ Calibration Certificate ~

Per ISO 16063-21

Model Number: 393C

Serial Number: 25046

Description: ICP® Accelerometer

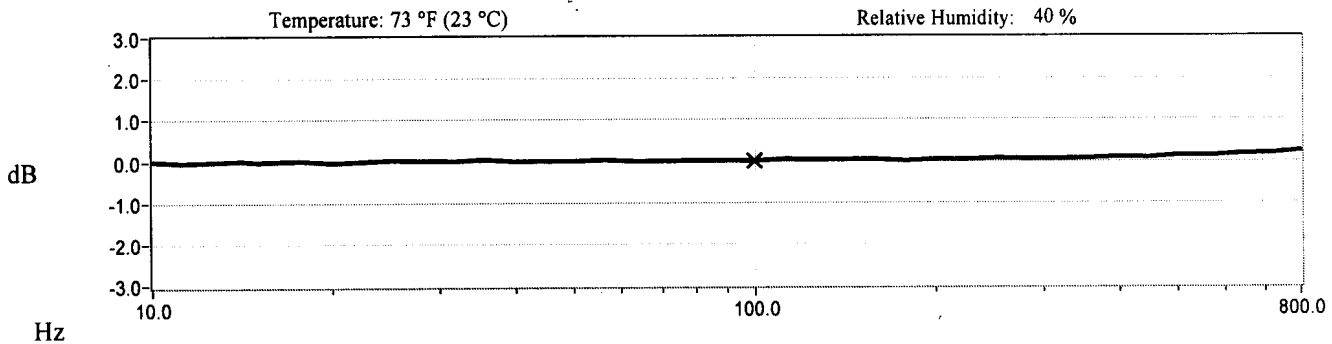
Method: Back-to-Back Comparison (AT401-3)

Manufacturer: PCB

## Calibration Data

Sensitivity @ 100.0 Hz      1104 mV/g      Output Bias      3.4 VDC  
(112.6 mV/m/s<sup>2</sup>)      Transverse Sensitivity      3.5 %  
Resonant Frequency      5523.2 Hz

## Sensitivity Plot



## Data Points

Frequency (Hz)	Dev. (%)	Frequency (Hz)	Dev. (%)
10.0	0.0	300.0	0.4
15.0	-0.3	500.0	1.5
30.0	0.1	800.0	2.8
50.0	-0.0		
REF. FREQ.	0.0		

Mounting Surface: Stainless Steel w/Silicone Grease Coating      Fastener: Stud Mount  
Acceleration Level (rms): 0.100 g (0.981 m/s<sup>2</sup>)  
\*The acceleration level may be limited by shaker displacement at low frequencies. If the listed level cannot be obtained, the calibration system uses the following formula to set the vibration amplitude: Acceleration Level (g) = 0.010 x (freq)<sup>2</sup>.

Fixture Orientation: Vertical

## Condition of Unit

As Found: n/a  
As Left: New Unit, In Tolerance

## Notes

1. Calibration is NIST Traceable thru Project 822/274086 and PTB Traceable thru Project 1060.
2. This certificate shall not be reproduced, except in full, without written approval from PCB Piezotronics, Inc.
3. Calibration is performed in compliance with ISO 9001, ISO 10012-1, ANSI/NCSS Z540-1-1994 and ISO 17025.
4. See Manufacturer's Specification Sheet for a detailed listing of performance specifications.
5. Measurement uncertainty (95% confidence level with coverage factor of 2) for frequency ranges tested during calibration are as follows: 5-9 Hz; +/- 2.0%, 10-99 Hz; +/- 1.5%, 100-1999 Hz; +/- 1.0%, 2-10 kHz; +/- 2.5%.

Technician: Robert Zsebehazy R.Z.      Date: 09/02/08



CALIBRATION CERT #1862.02

PAGE 1 of 2

**PCB PIEZOTRONICS**  
VIBRATION DIVISION

Headquarters: 3425 Walden Avenue, Depew, NY 14043

Calibration Performed at: 10869 Highway 903, Halifax, NC 27839

TEL: 888-684-0013      FAX: 716-685-3886      www.pcb.com

cal48 - 3303251322.43



# ~ Calibration Certificate - Phase ~

Per ISO 16063-21

Model Number: 393C

Serial Number: 25046

Description: ICP® Accelerometer

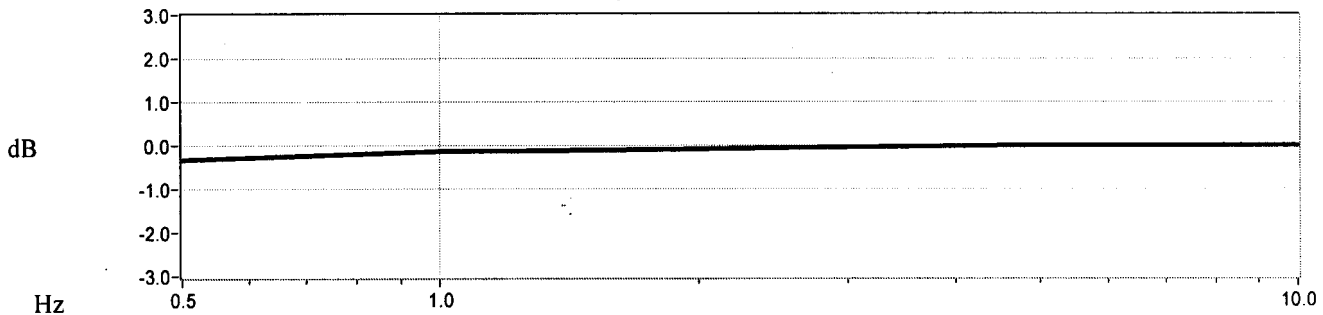
Method: Back-to-Back Comparison (AT401-12)

Manufacturer: PCB


## Calibration Data

Sensitivity @ 100.0 Hz      1104    mV/g      (112.6    mV/m/s<sup>2</sup>)

### Magnitude Plot



### Phase Plot



### Data Points

Frequency (Hz)	Deviation (%)	Phase (°)
0.5	-3.7	13.1
1.0	-1.6	6.4
2.0	-1.0	3.2
5.0	0.0	1.4
7.0	0.0	1.0
10.0	0.0	0.7

### Notes

1. Calibration is traceable to one or more of the following report numbers; PTB 5399, PTB 5400 and NIST 822/271196.
2. This certificate shall not be reproduced, except in full, without written approval from PCB Piezotronics, Inc.
3. Calibration is performed in compliance with ISO 9001, ISO 10012-1, ANSI/NCSL Z540-1-1994 and ISO 17025.
4. See Manufacturer's Specification Sheet for a detailed listing of performance specifications.
5. Measurement uncertainty (95% confidence level with coverage factor of 2) for frequency ranges tested during calibration are as follows: 0.5-0.99 Hz; +/- 1.8%, 1-30 Hz; +/- 1.0%, 30.01-199 Hz; +/- 1.5%, 200-1 kHz; +/- 3.0%.

Technician: Robert Zsebehazy *RZ*      Date: 09/02/08



Headquarters: 3425 Walden Avenue, Depew, NY 14043

Calibration Performed at: 10869 Highway 903, Halifax, NC 27839

TEL: 888-684-0013    FAX: 716-685-3886    www.pcb.com

