

Certificate of Calibration

Private Bag X34, Lynnwood Ridge, Pretoria, 0040
 CSIR Campus, Meiring Naude Road, Brummeria, 0184
 Calibration office: +27 12 841 4623
 Reception: +27 12 841 4152
 Fax: +27 12 841 4458
 E-mail enquiries: info@nmisa.org

Calibration of:	An Accelerometer
Manufacturer:	PCB
Model number:	353B03
Serial number:	12253
Calibrated for:	BUSINESS ENTERPRISE AT UNIVERSITY OF PRETORIA Pretoria
Calibration procedure:	AV\VS-0006 & AV\VS-0001
Period of calibration:	2 March 2015 and 9 July 2015

1 PROCEDURE

The accelerometer was calibrated using the back to back method (in compliance with ISO 16063-21) against a reference accelerometer. The level response of the accelerometer was calibrated using a laser interferometer in compliance with ISO 16063 part 11, method 3. The results of the calibration are traceable to the relevant national measurement standards. The following equipment was used:

1.1 Laboratory Standards:

PCB M353B17 Accelerometer (VS-WSTD-17)
 Polytec OFV-505 Heterodyne laser interferometer head (VS-STD-06)

1.2 Other Equipment:

SPEKTRA CS18 Calibration System (VS-85)
 SPEKTRA SE-10 Exciter

 HP 53132A Universal Counter (VS-40)
 BMS S3010 Electronic Torque Wrench (VS-70)
 Brüel & Kjær NEXUS Conditioning Amplifier (VS-74)
 ENDEVCO 2911 Vibration Exciter (VS-55)
 MB Dynamics SS530 Power Amplifier
 Agilent 33510B Function Generator (VS-81)

1.3 Vibration Calibration Software

Version number: 2.13.8.0
 Version number: 4

Calibrated by C.S. Veldman Metrologist (Technical Signatory)	Checked by A. Karsten Metrologist	For Chief Executive Officer
Date of Issue 09 July 2015	Page 1 of 4	Certificate number AVVS-3206-R

CALIBRATION OF AN ACCELEROMETER
(12253)

1.4 Mounting Conditions and Considerations

Mounting Torque : Stud
 Mounting Orientation : Vertical
 Cable : Gentle bend supported on exciter
 Reference Level : At the bottom of the accelerometer
g : 9,806 65 m/s²

2 RESULTS

2.1 Sensitivity

The sensitivity of the accelerometer was found to be 1,065 (mV/(m/s²)) with an applied vibration level of 50 m/s² at a reference frequency of 160 Hz. The uncertainty of measurement was found to be 1,0 %.

2.2 Frequency response:

Nominal Frequency (Hz)	Acceleration (m/s ²)	Sensitivity (mV/(m/s ²))	Sensitivity (mV/g)	Uncertainty (%)
3	0,4	1,034	10,14	1,7
3,15	0,6	1,047	10,27	1,7
4	1,0	1,035	10,15	1,5
5	1,0	1,036	10,16	1,5
6,3	2,0	1,036	10,16	1,5
8	2,1	1,038	10,18	1,5
10	5,2	1,041	10,21	1,5
12,5	5,2	1,044	10,24	1,0
16	5,2	1,047	10,27	1,0
20	10,3	1,049	10,29	1,0
25	10,3	1,051	10,31	1,0
31,5	10,2	1,053	10,33	1,0
40	10,2	1,056	10,36	1,0
50	20,4	1,058	10,38	1,0
63	20,2	1,059	10,39	1,0
80	20,2	1,061	10,40	1,0
100	20,1	1,062	10,41	1,0
125	20,1	1,064	10,43	1,0
160	20,1	1,065	10,44	1,0
200	20,1	1,067	10,46	1,0
250	20,1	1,068	10,47	1,0
315	20,1	1,068	10,47	1,0
400	20,1	1,069	10,48	1,0
500	50,1	1,070	10,49	1,0
630	50,1	1,070	10,49	1,0
800	50,1	1,071	10,50	1,0
1 000	50,1	1,071	10,50	1,0
1 250	50,2	1,072	10,51	1,3
1 600	50,2	1,072	10,51	1,3
2 000	50,3	1,074	10,53	1,3

Calibrated by C.S. Veldman Metrologist (Technical Signatory)	Checked by A. Karsten Metrologist	For Chief Executive Officer
Date of Issue 09 July 2015	Page 2 of 4	Certificate number AVVS-3206-R

CALIBRATION OF AN ACCELEROMETER
(12253)

Nominal Frequency (Hz)	Acceleration (m/s ²)	Sensitivity (mV/(m/s ²))	Sensitivity (mV/g)	Uncertainty (%)
2 500	50,3	1,076	10,55	1,3
3 150	50,2	1,080	10,59	1,3
3 350	50,3	1,081	10,60	1,3
3 550	50,3	1,082	10,61	1,3
4 000	50,3	1,084	10,63	1,3
4 220	50,3	1,085	10,64	1,3
4 470	50,3	1,087	10,66	1,3
4 730	50,2	1,088	10,67	1,9
5 010	50,3	1,090	10,69	1,9
5 310	50,3	1,093	10,72	1,9
5 620	50,3	1,097	10,76	1,9
6 000	50,2	1,100	10,79	1,9
6 300	50,2	1,102	10,81	1,9
6 680	50,2	1,106	10,85	1,9
7 080	50,3	1,108	10,87	1,9
7 500	50,2	1,112	10,90	1,9
7 940	50,2	1,115	10,93	1,9
8 410	50,2	1,121	10,99	1,9
8 910	50,2	1,124	11,02	1,9
9 440	50,2	1,127	11,05	1,9
10 000	50,2	1,135	11,13	1,9

2.3 Level response:




Frequency (Hz)	Acceleration (m/s ²)	Sensitivity (mV/(m/s ²))	Sensitivity (mV/g)	Uncertainty (%)
160	1	1,064	10,43	0,5
160	2	1,065	10,44	0,5
160	5	1,065	10,45	0,5
160	10	1,064	10,43	0,5
160	20	1,064	10,43	0,5
160	50	1,065	10,44	0,5
160	100	1,065	10,45	0,5
160	200	1,065	10,45	0,5

Calibrated by C.S. Veldman Metrologist (Technical Signatory)	Checked by A. Karsten Metrologist	For Chief Executive Officer
Date of Issue 09 July 2015	Page 3 of 4	Certificate number AVVS-3206-R

3 REMARKS

- 3.1 The reported uncertainties of measurement were calculated and expressed in accordance with the BIPM, IEC, ISO, IUPAP, OIML document entitled "A Guide to the Expression of Uncertainty in Measurement" (International Organisation for Standardisation, Geneva, Switzerland, 1993).
- 3.2 The reported expanded uncertainty of measurement is stated as the standard uncertainty of measurement multiplied by a coverage factor of $k = 2$, which for a normal distribution approximates a level of confidence of 95,45 %.
- 3.3 Certain of the NMISA certificates are consistent with the capabilities that are included in Appendix C of the MRA (Mutual Recognition Arrangement) drawn up by the CIPM. Under the MRA, all participating institutes recognise the validity of each other's calibration and measurement certificates for the quantities and ranges and measurement uncertainties specified in Appendix C. For details see <http://www.bipm.org>.
- 3.4 The calibrations were carried out at an ambient temperature of $23\text{ °C} \pm 3\text{ °C}$ and a relative humidity of $50\text{ \%RH} \pm 15\text{ \%RH}$.
- 3.5 Reason for re-issue of certificate: The level response calibration was added to the certificate and corrected mV/g calculation.

----- *end of certificate* -----

Calibrated by  C.S. Veldman Metrologist (Technical Signatory)	Checked by  A. Karsten Metrologist	For Chief Executive Officer 
Date of Issue 09 July 2015	Page 4 of 4	Certificate number AVVS-3206-R