

~ Calibration Certificate ~

Per ISO 16063-21

Model Number: 356A26

Serial Number: 179969 (z axis)

Description: ICP® Triaxial Accelerometer

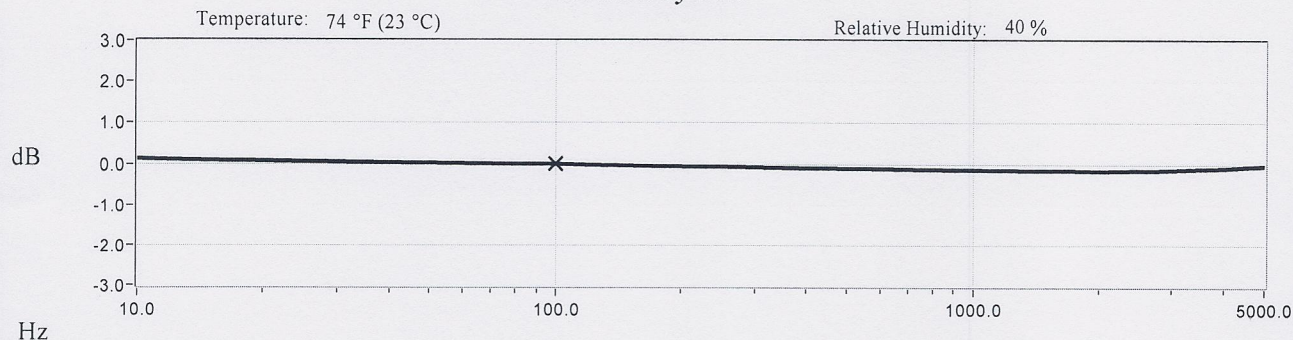
Manufacturer: PCB

Method: Back-to-Back Comparison AT401-3

Calibration Data

Sensitivity @ 100 Hz 52.5 mV/g Output Bias 10.8 VDC
(5.35 mV/m/s²) Transverse Sensitivity 0.5 %
Discharge Time Constant 0.5 seconds

Sensitivity Plot



Data Points

Frequency (Hz)	Dev. (%)	Frequency (Hz)	Dev. (%)
10	1.4	300	-1.0
15	0.9	500	-1.3
30	0.5	1000	-1.7
50	0.2	3000	-1.7
REF. FREQ.	0.0	5000	-0.6

Mounting Surface: Beryllium w/Silicone Grease Fastener: 10-32 Female Fixture Orientation: Vertical

Acceleration Level (pk): 10.0 g (98.1 m/s²)

*The acceleration level may be limited by shaker displacement at low frequencies. If the listed level cannot be obtained, the calibration system uses the following formula to set the vibration amplitude: Acceleration Level (g) = 0.008 x (freq)². *The gravitational constant used for calculations by the calibration system is: 1 g = 9.80665 m/s².

Condition of Unit

As Found: n/a

As Left: New Unit, In Tolerance

Notes

1. Calibration is NIST Traceable thru Project 683/283498 and PTB Traceable thru Project 10065.
2. This certificate shall not be reproduced, except in full, without written approval from PCB Piezotronics, Inc.
3. Calibration is performed in compliance with ISO 9001, ISO 10012-1, ANSI Z540.3 and ISO 17025.
4. See Manufacturer's Specification Sheet for a detailed listing of performance specifications.
5. Measurement uncertainty (95% confidence level with coverage factor of 2) for frequency ranges tested during calibration are as follows: 5-9 Hz; +/- 2.0%, 10-99 Hz; +/- 1.5%, 100-1999 Hz; +/- 1.0%, 2-10 kHz; +/- 2.5%.

Technician: Monty Manning *mm*

Date: 2/13/2015



CALIBRATION CERT #1862.02

PAGE 1 of 1

PCB PIEZOTRONICS
VIBRATION DIVISION

Headquarters: 3425 Walden Avenue, Depew, NY 14043

Calibration Performed at: 10869 Highway 903, Halifax, NC 27839

TEL: 888-684-0013

FAX: 716-685-3886

www.pcb.com

CAL2-3506731897.947+0



~ Calibration Certificate ~

Per ISO 16063-21

Model Number: 356A26

Serial Number: 179969 (x axis)

Description: ICP® Triaxial Accelerometer

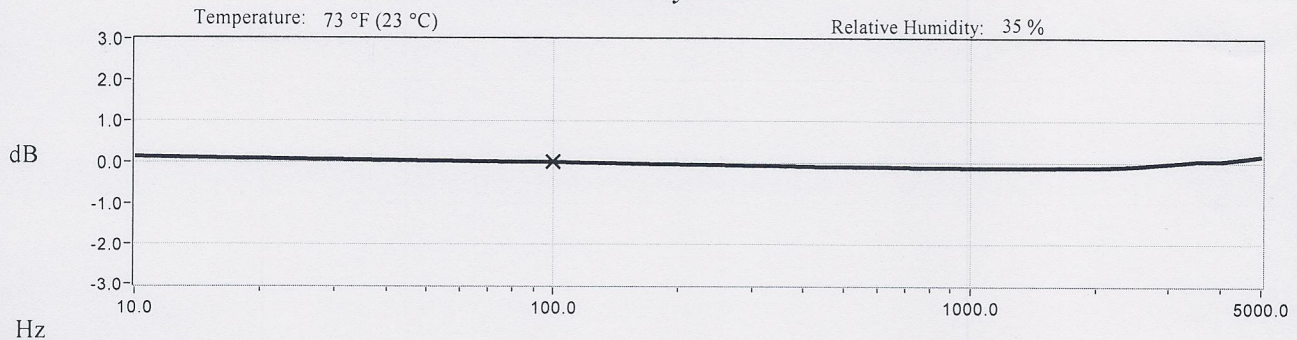
Manufacturer: PCB

Method: Back-to-Back Comparison AT401-3

Calibration Data

Sensitivity @ 100 Hz 47.0 mV/g Output Bias 10.9 VDC
(4.79 mV/m/s²) Transverse Sensitivity 1.5 %
Discharge Time Constant 0.6 seconds

Sensitivity Plot



Data Points

Frequency (Hz)	Dev. (%)	Frequency (Hz)	Dev. (%)
10	1.4	300	-1.0
15	1.0	500	-1.4
30	0.5	1000	-1.7
50	0.2	3000	-0.4
REF. FREQ.	0.0	5000	1.8

Mounting Surface: Beryllium Fastener: Adhesive Fixture Orientation: Inverted Vertical
Acceleration Level (pk): 10.0 g (98.1 m/s²)

*The acceleration level may be limited by shaker displacement at low frequencies. If the listed level cannot be obtained, the calibration system uses the following formula to set the vibration amplitude: Acceleration Level (g) = 0.008 x (freq)². *The gravitational constant used for calculations by the calibration system is: 1 g = 9.80665 m/s².

Condition of Unit

As Found: n/a
As Left: New Unit, In Tolerance

Notes

1. Calibration is NIST Traceable thru Project 683/283498 and PTB Traceable thru Project 10065.
2. This certificate shall not be reproduced, except in full, without written approval from PCB Piezotronics, Inc.
3. Calibration is performed in compliance with ISO 9001, ISO 10012-1, ANSI Z540.3 and ISO 17025.
4. See Manufacturer's Specification Sheet for a detailed listing of performance specifications.
5. Measurement uncertainty (95% confidence level with coverage factor of 2) for frequency ranges tested during calibration are as follows: 5-9 Hz; +/- 2.0%, 10-99 Hz; +/- 1.5%, 100-1999 Hz; +/- 1.0%, 2-10 kHz; +/- 2.5%.

Technician: Monty Manning *mm*

Date: 2/13/2015



CALIBRATION CERT #1862.02

PAGE 1 of 1

PCB PIEZOTRONICS
VIBRATION DIVISION

Headquarters: 3425 Walden Avenue, Depew, NY 14043

Calibration Performed at: 10869 Highway 903, Halifax, NC 27839

TEL: 888-684-0013

FAX: 716-685-3886

www.pcb.com

CAL2-3506730160.576+0



~ Calibration Certificate ~

Per ISO 16063-21

Model Number: 356A26

Serial Number: 179969 (y axis)

Description: ICP® Triaxial Accelerometer

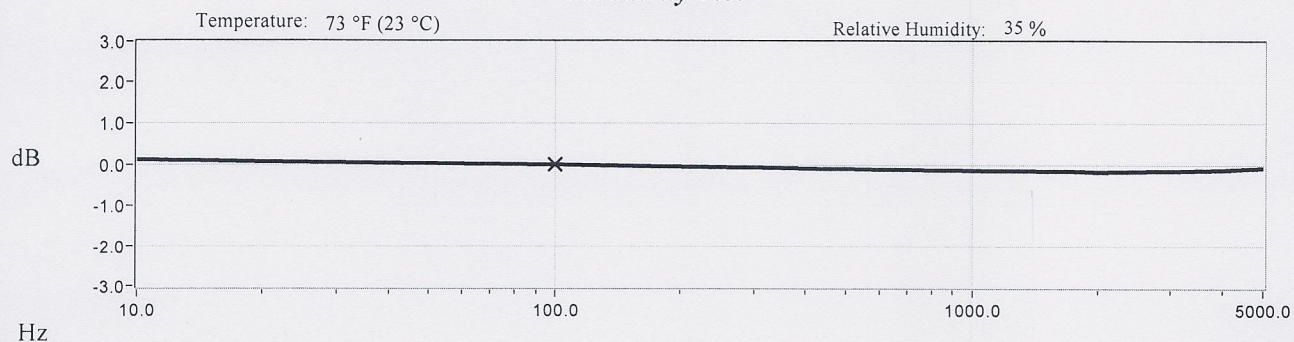
Manufacturer: PCB

Method: Back-to-Back Comparison AT401-3

Calibration Data

Sensitivity @ 100 Hz 46.7 mV/g Output Bias 10.9 VDC
(4.76 mV/m/s²) Transverse Sensitivity 0.3 %
Discharge Time Constant 0.6 seconds

Sensitivity Plot



Data Points

Frequency (Hz)	Dev. (%)	Frequency (Hz)	Dev. (%)
10	1.3	300	-0.9
15	1.0	500	-1.3
30	0.5	1000	-1.7
50	0.2	3000	-1.8
REF. FREQ.	0.0	5000	-1.1

Mounting Surface: Beryllium Fastener: Adhesive Fixture Orientation: Vertical
Acceleration Level (pk): 10.0 g (98.1 m/s²)

¹The acceleration level may be limited by shaker displacement at low frequencies. If the listed level cannot be obtained, the calibration system uses the following formula to set the vibration amplitude: Acceleration Level (g) = 0.008 x (freq)². ²The gravitational constant used for calculations by the calibration system is: 1 g = 9.80665 m/s².

Condition of Unit

As Found: n/a

As Left: New Unit, In Tolerance

Notes

1. Calibration is NIST Traceable thru Project 683/283498 and PTB Traceable thru Project 10065.
2. This certificate shall not be reproduced, except in full, without written approval from PCB Piezotronics, Inc.
3. Calibration is performed in compliance with ISO 9001, ISO 10012-1, ANSI Z540.3 and ISO 17025.
4. See Manufacturer's Specification Sheet for a detailed listing of performance specifications.
5. Measurement uncertainty (95% confidence level with coverage factor of 2) for frequency ranges tested during calibration are as follows: 5-9 Hz; +/- 2.0%, 10-99 Hz; +/- 1.5%, 100-1999 Hz; +/- 1.0%, 2-10 kHz; +/- 2.5%.

Technician: Monty Manning *gmm*

Date: 2/13/2015



CALIBRATION CERT #1862.02

PAGE 1 of 1



Headquarters: 3425 Walden Avenue, Depew, NY 14043

Calibration Performed at: 10869 Highway 903, Halifax, NC 27839

TEL: 888-684-0013

FAX: 716-685-3886

www.pcb.com

CAL2-3506730386.692+0

